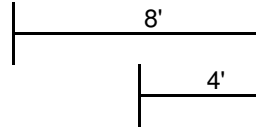


"A" = 13101 Mod-U-Dock O/S Corner Bracket  
 "B" = 13102 Mod-U-Dock Straight Bracket  
 "C" = 13103 Mod-U-Dock I/S Corner Bracket  
 "D" = 13104 Mod-U-Dock 3-way I/S Corner Bracket  
 "E" = 13106 Mod-U-Dock 4-Way Bracket w/adj. Screw

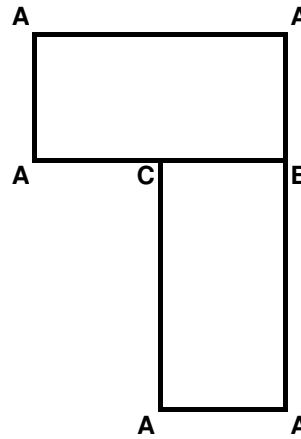
BASE DOCK PACKAGE -complete 4' wide - \$1,925  
 RAMP & MODULE HINGE KIT - complete - 6' - \$750  
 RAMP & MODULE HINGE KIT - complete - 8' - \$825  
 POST COVERS (in lieu of pipe caps) - \$19.50 ea

Estimated Water Level

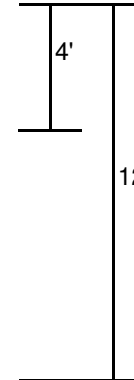


Suggested Leg Length

48"



36"



6'

5'

12"

3'

\*\*\*SHORELINE\*\*\*

\*\*\*SHORELINE\*\*\*

## POND RESIDENCE - Design #3

SHORT "L" (left) - stationary -