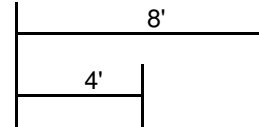


- "A" = 13101 Mod-U-Dock O/S Corner Bracket
- "B" = 13102 Mod-U-Dock Straight Bracket
- "C" = 13103 Mod-U-Dock I/S Corner Bracket
- "D" = 13104 Mod-U-Dock 3-way I/S Corner Bracket
- "E" = 13106 Mod-U-Dock 4-Way Bracket w/adj. Screw

- BASE DOCK PACKAGE -complete 4' wide - \$1,925
- RAMP & MODULE HINGE KIT - complete - 6' - \$750
- RAMP & MODULE HINGE KIT - complete - 8' - \$825
- POST COVERS (in lieu of pipe caps) - \$19.50 ea

Estimated Water Level

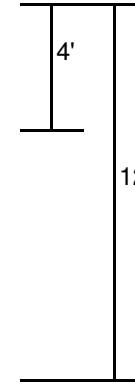
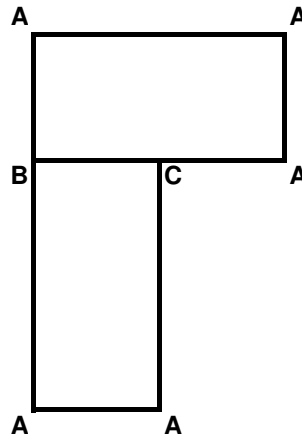


Suggested Leg Length

48"

36"

12"



6'

5'

3'

\*\*\*SHORELINE\*\*\*

\*\*\*SHORELINE\*\*\*

## POND RESIDENCE - Design #2

SHORT "L" (right) - stationary -