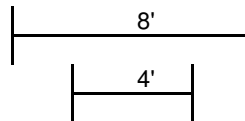


"A" = 13101 Mod-U-Dock O/S Corner Bracket
 "B" = 13102 Mod-U-Dock Straight Bracket
 "C" = 13103 Mod-U-Dock I/S Corner Bracket
 "D" = 13104 Mod-U-Dock 3-way I/S Corner Bracket
 "E" = 13106 Mod-U-Dock 4-Way Bracket w/adj. Screw

BASE DOCK PACKAGE -complete 4' wide - \$1,995
 RAMP & MODULE HINGE KIT - complete - 6' - \$750
 RAMP & MODULE HINGE KIT - complete - 8' - \$825
 POST COVERS (in lieu of pipe caps) - \$19.50 ea

Estimated Water Level

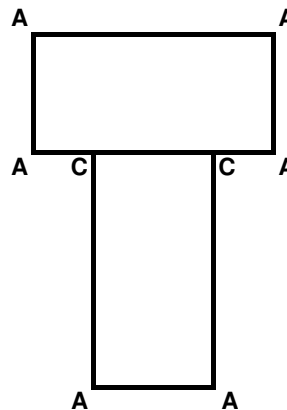


Suggested Leg Length

48"

36"

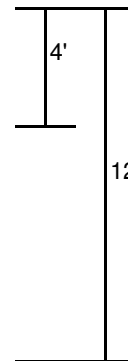
12"



6'

5'

3'



SHORELINE

SHORELINE

POND RESIDENCE - Design #1

SHORT "T" - stationary -

Mod-U-Dock Representative: Wisconsin Lake & Pond Resource